




Arrival and departure times

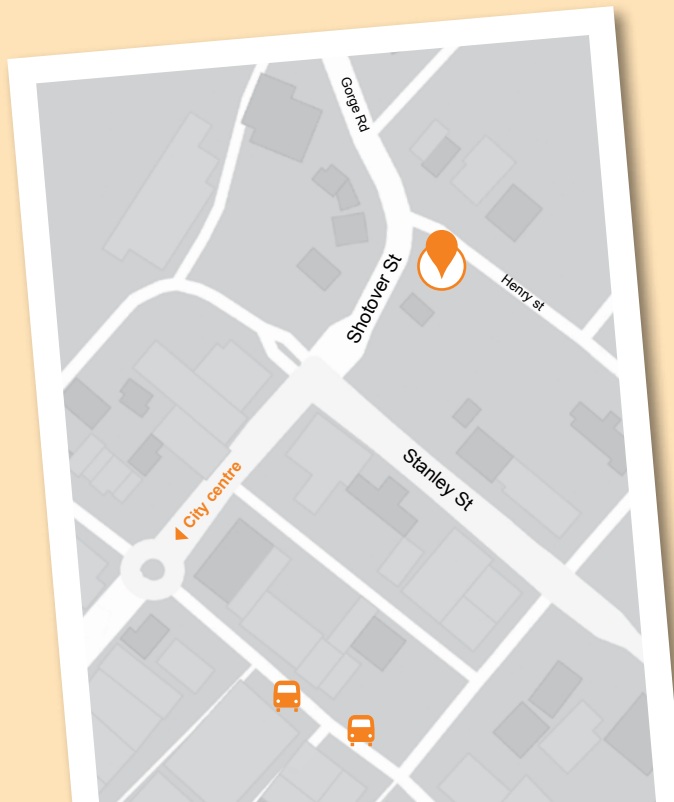
Taenga me nunumi a te wa nei

GUESTS ARE ABLE to access the lodge from 2pm on the first day of the booking and are to vacate the lodge by 11am on the last day.

Getting here

Tīpoka

 2 Shotover Street
Queenstown 8041



Making a booking Whakatika o te Gilmore Rooti



GILMORE LODGE IS available for CCS Disability Action members only (this includes all people we actively support). If you would like to book the holiday home, but are not already a member, our annual membership fee is \$20 and this can be added to the cost of your booking.

Gilmore Lodge is very popular so we recommend you book well in advance to avoid disappointment. A deposit of \$100 is required to secure your booking.

Tariffs

Please contact CCS Disability Action Southland for charges. Priority given to Southland service users and families.

Get in touch

-  (03) 218 9696 or 0800 227 2255
-  Admin.Southland@ccsDisabilityAction.org.nz
-  www.ccsDisabilityAction.org.nz



ccs
disability action
Including all people

TE HUNGA HAUĀ MAURI MŌ NGĀ TĀNGATA KATOĀ

Gilmore Lodge Gilmore Rooti

CCS Disability Action holiday home
in Queenstown



ccs
disability action
Including all people

TE HUNGA HAUĀ MAURI MŌ NGĀ TĀNGATA KATOĀ















Leaving a legacy Kia toitū ō wawata

GILMORE LODGE IS a comfortable, affordable holiday home right in the heart of the stunning tourist mecca of Queenstown. The fully furnished Lodge is an easy five minute walk from the shops and restaurants with Queenstown's beautiful lakefront within a kilometre of the property.

CCS Disability Action Southland was generously gifted the property and supporting funds by John D Gilmore in memory of his wife, the late Mrs Lucenia Edith Gilmore in 1957. His vision was to create a family holiday home for disabled people, a vision which lives on today.

The property has a conservatory which leads through to the open plan kitchen. The dining area seats six and leads through to the lounge which boasts ever-changing mountain views. Underfloor heating ensures that the lodge is cosy in winter.

Amenities Whakaraarangi

-  Family friendly
-  Wheelchair accessible (ground floor)
-  Oven, ceramic stove and microwave
-  Fridge and freezer
-  Dishwasher
-  Dishware and cutlery
-  Pots and utensils
-  TV
-  DVD player
-  Washing machine and drier
-  Duvet covers, inners and pillows
-  Outdoor gas BBQ
-  Internal access single car garage

Gilmore Lodge is a partially accessible furnished holiday house, that sleeps up to 10 people. The Lodge is fully fenced with a garden and tiled veranda.

Only the ground floor of the lodge is wheelchair accessible.

Downstairs has:

- 1 bedroom with queen bed.
- 1 bedroom with two king singles.
- A large wet area bathroom including shower with seating.

Upstairs has:

- 1 bedroom with queen bed.
- 1 large bedroom with three king singles, one roll-away bed and a cot.
- Bathroom with shower over bath and toilet.

Both upstairs rooms have a small balcony and the larger bedroom has a sink, lounge suite, TV and DVD.

You will need to bring:

- Bed linen (sheets, pillowcases).
- Towels, face cloths, hand towels, tea towels.
- Toiletries (including soap, toilet paper).
- Laundry powder and cleaning products.
- All food and beverage requirements.

Guests using the holiday home are responsible for cleaning the unit and removing all food products and rubbish before you leave.

CCS Disability Action holiday homes are smoke free and no pets are allowed.

